

Azaan International School

Activity sheet III (2019-20)

Grade - II

Sec: _____

Subject-English

Name: _____ Date: _____

Chapter-9: Piklu And Mynah

VOCABULARY

I. Circle the words in the brackets that mean the same as the underlined words.

1. Please switch on the fan. [open/ close]
2. I was absent for the test as I was ill. [sad/sick]
3. Ant is a very small insect. [tiny/cute]
4. Tina got a car as a gift on her birthday. [prize/ present]
5. We should keep our surroundings clean. [fresh/ tidy]

II. Missing letters.

1. Ch__ __ ping
2. G __ __ nce
3. B__ lb__ __
4. St __ __ k __ s
5. M__ gp__ __

III. Glossary

1. Strike: _____
2. Caresses: _____

GRAMMAR

IV. Fill in the blanks with the simple present tense of the action words in brackets.

1. She _____ (walk) to school every day.
2. We _____ (play) football in the park every day.
3. Anna's mother _____ (bake) the best cookies.
4. Susan _____ (paint) beautifully.
5. Aisha _____ (offer) a meal to beggar every evening.

V. Fill in the blanks with present continuous tense of the verbs.

1. A boy _____ (eat) an apple.



2. A man _____ (read) a newspaper.



3. Girls are _____ (walk)



4. Children are _____ (play)



VI. Fill in the blanks using the words given in the help box.

Caress

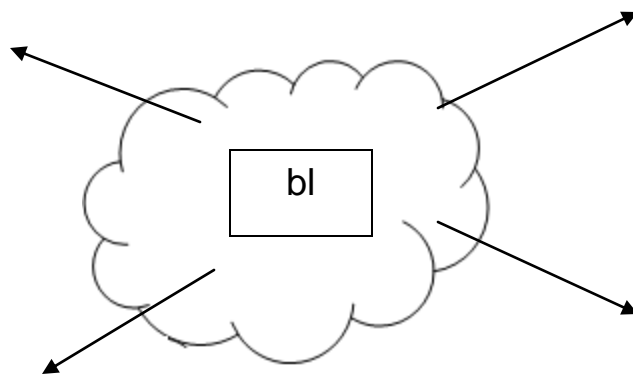
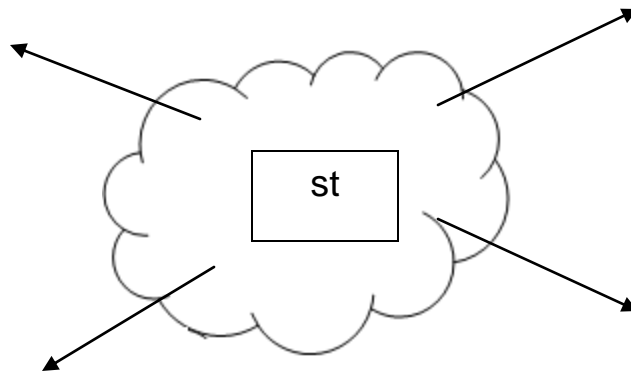
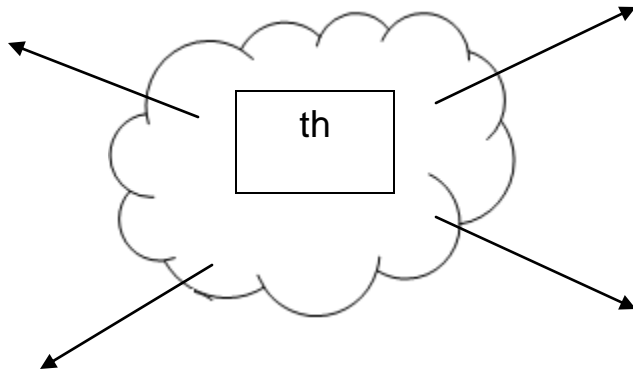
restless

glance

strike

1. Arun is _____ to see his birthday gifts.
2. I _____ my pet rabbit softly.
3. Sometimes smart ideas _____ my mind.
4. The class became silent at a _____ of teacher.

VII. Write four words beginning with the blend given in the web.



Azaan International School

Activity sheet - III (2019-20)

Grade - II

Sec: _____

Subject-E.V.S

Name: _____

Date: _____

Ls. No: 14. More About Plants.

I. Fill in the blanks.

1. The _____ forms the fruit. (Flower / leaf)
2. _____ gives support to the plants. (Root / stem)
3. We get _____ from the plants. (medicines / meat)
4. Rice and wheat are called _____. (cereals/ pulses)
5. _____ is an example of pulses. (Moong /barley)
6. _____ are dried roots, fruits or seeds of some plants. (Spices/ pulses)

II. Choose the correct options and write it in the brackets.

1. The food for the plant is prepared in _____. ()
a. Roots b. Stem c. Leaves
2. Which of these plants have a trunk? ()
a. Mango b. Rose c. Lily
3. Which plant grows in water? ()
a. Lotus b. Mint c. Rose
4. What is an example of beverages? ()
a. Tea b. Water c. Medicines
5. Which of these is not a climber? ()
a. Grapevine b. Rose c. Bitter gourd
6. What we are getting from plants to make furniture. ()
a. Wood b. Maize c. Cotton

III. Draw different types of plants and give examples.

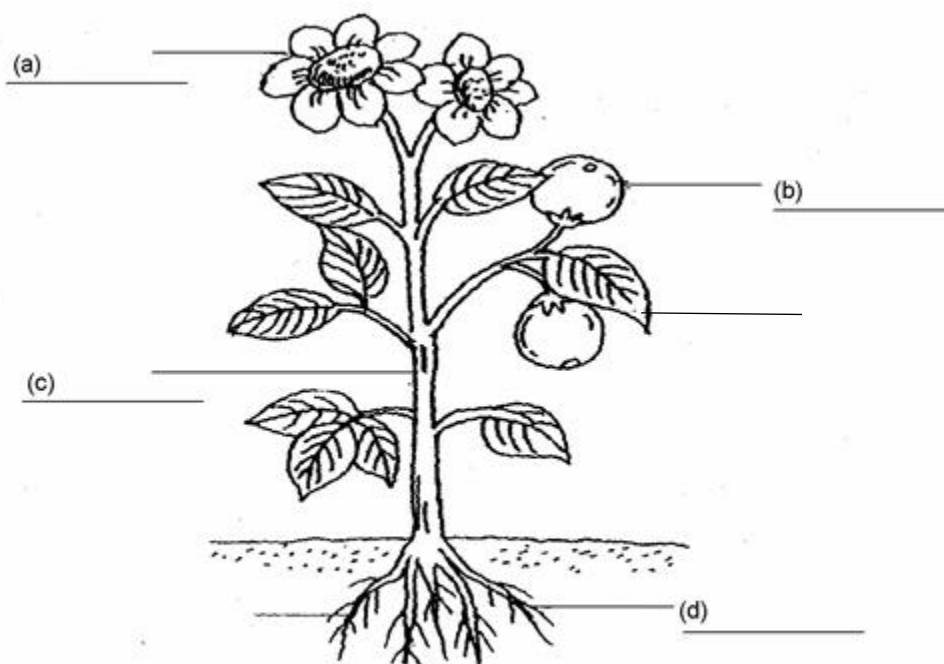
Draw

Examples

| | | |
|----------|--|--|
| a) Herbs | | |
|----------|--|--|

| | | |
|-------------|--|--|
| b) Shrubs | | |
| c) Climbers | | |
| d) Creepers | | |
| e) Trees | | |

IV. Colour and Label the parts of a plant.



Azaan International School

Activity sheet III (2019-20)

Grade - II

Sec: _____

Subject-Hindi

Name: _____

Date: _____

I. वर्ण को जोड़कर लिखिए -

१. य + ु + व + क = _____

२. ल + े + ट + ना = _____


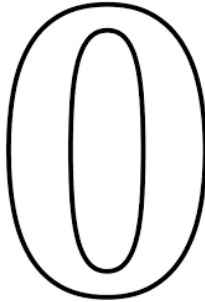


३. व + ि + न + ती = _____

४. श + ो + र = _____

५. भ + ा + ष + ा = _____

II. नीचे दिए गए चित्र को पहचान कर उचित शब्द को कोष्ठक में से छाँटकर लिखिए -

[रेल लिखना वर्षा शून्य सूरज हिरन]



Azaan International School

Activity sheet - III (2019-20)

Grade - II

Sec: _____

Subject-Mathematics

Name: _____

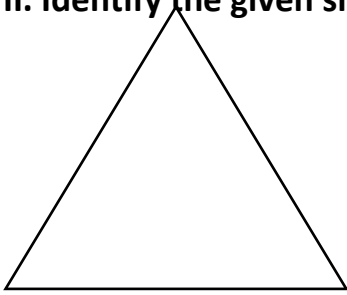
Date: _____

Chapter 11: Shapes and Patterns

I. Fill in the blanks.

- a) A triangle has _____ sides. (four/three)
b) The egg shaped figure is called an _____. (Oval/sphere)
c) The shape of blackboard is _____. (Rectangle/ cuboid)
d) The shape of your water bottle is _____. (Cone/cylinder)

II. Identify the given shape and complete the following blanks.

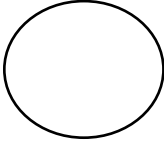




Name the shape _____.

Number of vertices _____.

Number of sides _____.

III. Complete the following table.

| Shape | Name of the shapes | Number of sides |
|---|--------------------|-----------------|
|  | _____ | _____ |
| | Square | _____ |
| | _____ | Three |
|  | _____ | _____ |
|  | oval | _____ |

IV. Complete the following

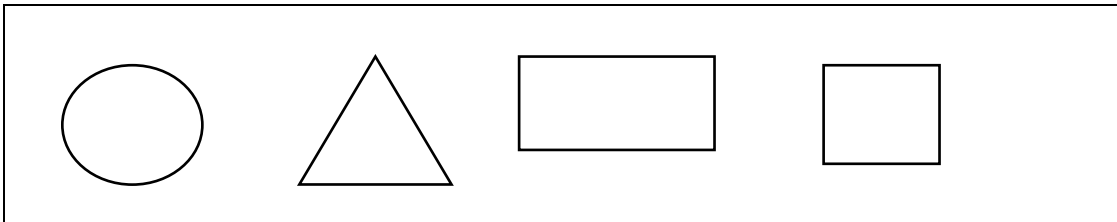


Name the shape _____.

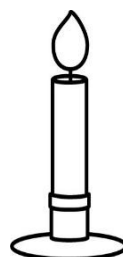
Number of flat faces _____.


Number of curved faces _____.

V. Select any two or three shapes and make a picture using it.




VI. Fill in the box with correct letter for each object: Roll (R), Slide (S) or do both (B).





VIII. Fill in the blanks to complete the patterns.



c) 5 _____ 15 _____ 25 30 _____ 40 _____ .

Azaan International School

Activity sheet III (2019-20)

Grade - II


Sec: _____

Subject-Urdu

Name: _____

Date: _____

I-حروف کو جوڑ کر لفظ بنائیے۔



-II

| | |
|--|------|
| | برا |
| | گھڑا |

| | |
|--|------|
| | کمرہ |
| | تارا |

III-دئیے گئے الفاظ کی ضد سے جوڑ ملائیے :-

| | |
|-------|-------|
| صبح | چھوٹا |
| دن | پاس |
| دور | کم |
| چھوٹا | بڑا |
| بہت | شام |

IV-دئیے گئے نامونمیں پھلوں اور سبزیوں کے نام الگ الگ کرئیے :-

| | |
|---|---------------|
| آلو، آم، گوبھی، تربوز، پالک، کیلا، ٹماٹر، سیب، بھنڈی، گاجر، انگور، انناس | |
| پھلوں کے نام | سبزیوں کے نام |
| | |
| | |
| | |

